



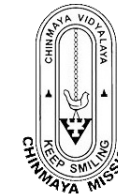
CBSE EXAM CLASS 12

DATE:- 02/05/2019


Instant Analysis


REPORT BEE


CUSTOMERS








 STUDENTS ENROLLED
107


 STUDENTS APPEARED
107


 STUDENTS PASSED
107

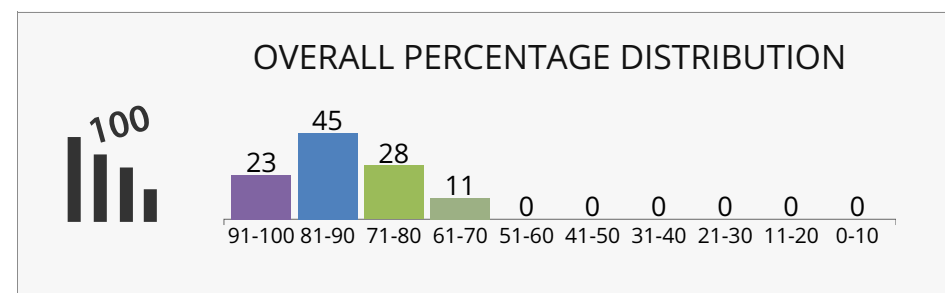
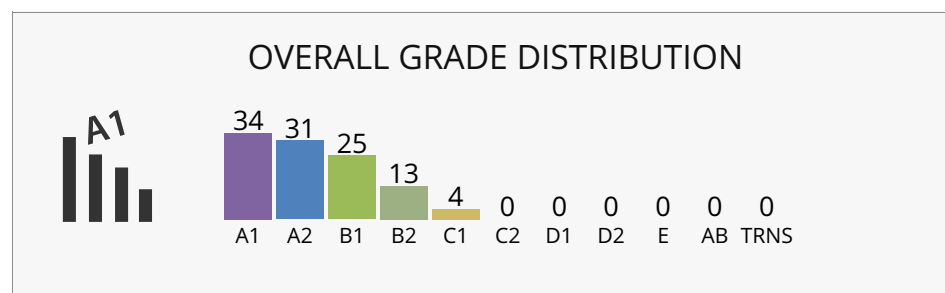
 OVERALL PASS %
100.0%


 AVERAGE GRADE
A2

 AVERAGE SCORE
414.03/500


 PERFORMANCE INDEX *
84

 AVERAGE PERCENTAGE
82.81



 GENDER WISE PASS PERCENTAGE
100.0%

GENDER WISE AVERAGE SCORE
422.15/500

 GENDER WISE PASS PERCENTAGE
100.0%

GENDER WISE AVERAGE SCORE
407.67/500

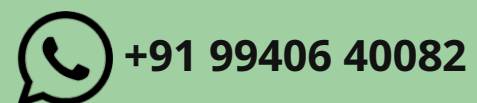
*Performance Index- A measure of school's performance, grade based - weighted average of all the passed candidates.

REPORT BEE IS HELPING SCHOOLS GENERATE BOARD COMPLIANT REPORT CARDS SINCE 2011
800+ SCHOOLS USE US FOR

1. Generation of quick and error-free Student Report Cards that are compliant with Education
2. Improving student performance by viewing instant performance analysis after every exam at school, standard and student level
3. Online mark entry by teachers using any internet device (computer, laptop and mobile). The product takes care of all mark conversions/aggregations.

For more info please scroll to the end of this document.

You can also visit www.reportbee.com or view our [Product video](#)



Get this Analysis and Online Report Cards for every exam you conduct in your school. CALL or WHATSAPP NOW



STUDENTS ACADEMIC MARK LIST

Legend

Putting all the passed students in a rank order & will award grade as follows :

A1 - Top 1/8 of the passed candidates | **A2** - Next 1/8 of the passed candidates,... |
D1 - Next 1/8 of the passed candidates | **D2** - Last 1/8 of the passed candidates | **E** - Failed candidates

ABT - ABSENT | **TRNS** - TRANSFER | ****** - UPGRADED GRADE BY ONE LEVEL
H - HIGHEST | **L** - LOWEST | **M** - MARK | **G** - GRADE

***Performance Index** - A measure of school's performance, grade based - weighted average of all the passed candidates.

Sno.	Rank*	Roll No.	Student Name	Total Mark	Overall %	Overall Grade	Result	ENGLISH CORE		PHYSICS		MATHEMATICS		CHEMISTRY		COMPUTER SCIENCE		BIOLOGY	
								M	G	M	G	M	G	M	G	M	G		
1	1	4630563	ANAND JEROME D	481	96.2	A1	PASS	95	A1	95	A1	99	A1	97	A1			95	A1
2	2	4630582	VIBUSHITA S	477	95.4	A1	PASS	91	A1	95	A1	99	A1	95	A1	97H	A1		
3	3	4630595	RAAKESH KUMAR C	476	95.2	A1	PASS	95	A1	93	A1	97	A1	95	A1	96	A1		
4	4	4630607	MANASA M	475	95	A1	PASS	92	A1	95	A1	100H	A1	95	A1			93	A2
5	5	4630543	DEEPTI VERSHA V	474	94.8	A1	PASS	92	A1	95	A1	95	A1	96	A1			96	A1
6	6	4630570	PRASAD N	473	94.6	A1	PASS	87	A2	97H	A1	95	A1	98H	A1			96	A1
7	6	4630606	KRIBA A	473	94.6	A1	PASS	96H	A1	87	A2	98	A1	95	A1			97H	A1
8	7	4630542	BHARATHI S	471	94.2	A1	PASS	91	A1	95	A1	95	A1	95	A1			95	A1
9	8	4630605	KEERTHIGA K	470	94	A1	PASS	95	A1	93	A1	95	A1	93	A1			94	A2
10	8	4630618	PRASANNA VENKATESH S	470	94	A1	PASS	90	A1	95	A1	95	A1	95	A1			95	A1
11	9	4630575	SUDHARSAN S	466	93.2	A1	PASS	94	A1	95	A1	90	A2	93	A1			94	A2
12	9	4630604	HEPHZIBAH A	466	93.2	A1	PASS	96H	A1	94	A1	95	A1	86	A2			95	A1
13	10	4630551	PAVITHRA G	465	93	A1	PASS	92	A1	94	A1	95	A1	95	A1			89	A2
14	10	4630581	SHRI HARSHINI S	465	93	A1	PASS	90	A1	94	A1	100H	A1	86	A2	95	A1		
15	10	4630613	ARYAMAN PANDA	465	93	A1	PASS	95	A1	91	A1	95	A1	95	A1			89	A2
16	11	4630554	RAAHAVISHREE T	463	92.6	A1	PASS	92	A1	88	A2	95	A1	95	A1			93	A2
17	11	4630559	SNEGA S	463	92.6	A1	PASS	93	A1	95	A1	95	A1	89	A2			91	A2
18	12	4630538	SAHIL D KHANNA	459	91.8	A1	PASS	95	A1	88	A2	95	A1	86	A2	95	A1		
19	12	4630596	RAHUL L	459	91.8	A1	PASS	88	A2	95	A1	95	A1	92	A1	89	B1		
20	13	4630526	ADITHYA RAJ B	458	91.6	A1	PASS	92	A1	92	A1	92	A2	95	A1	87	B1		
21	14	4630520	FASILA U	457	91.4	A1	PASS	90	A1	95	A1	93	A2	84	A2	95	A1		
22	15	4630531	HARISH KUMAR S	456	91.2	A1	PASS	92	A1	95	A1	84	A2	95	A1	90	B1		
23	15	4630544	DHARSHINI B	456	91.2	A1	PASS	91	A1	91	A1	95	A1	95	A1			84	B1
24	16	4630523	SOWMYA S	454	90.8	A1	PASS	93	A1	89	A2	95	A1	82	A2	95	A1		
25	16	4630562	VAISHNUSRI C	454	90.8	A1	PASS	90	A1	92	A1	87	A2	95	A1			90	A2
26	17	4630620	SARVESHVISWA P	453	90.6	A1	PASS	92	A1	91	A1	98	A1	93	A1			79	B2
27	18	4630601	CYNTHIA JOSLIN S V	452	90.4	A1	PASS	96H	A1	83	A2	95	A1	86	A2			92	A2
28	19	4630580	MATHUMITHA S R	449	89.8	A1	PASS	83	B1	95	A1	97	A1	79	B1	95	A1		
29	20	4630602	DEEPTHI G	447	89.4	A1	PASS	84	A2	93	A1	95	A1	90	A2			85	B1
30	21	4630560	SUSHMITHA V	446	89.2	A1	PASS	92	A1	95	A1	88	A2	81	B1			90	A2
31	22	4630592	NANDHAK KUMAR A R	445	89	A1	PASS	86	A2	91	A1	95	A1	84	A2	89	B1		

"For academic leaders, it is an easy comprehension of class wise, student wise and teacher wise performance analysis. Our IT team is thrilled to work with them and happy with Report Bee's availability 24*7 for any issues."

Lakshmi Kumar, Director of PNES & The Orchid School.



Sno.	Rank*	Roll No.	Student Name	Total Mark	Overall %	Overall Grade	Result	ENGLISH CORE		PHYSICS		MATHEMATICS		CHEMISTRY		COMPUTER SCIENCE		BIOLOGY	
								M	G	M	G	M	G	M	G	M	G	M	G
32	23	4630535	PRANAV A	444	88.8	A2	PASS	88	A2	95	A1	86	A2	88	A2	87	B1		
33	23	4630550	NAFIZA R	444	88.8	A2	PASS	96H	A1	88	A2	77	B1	91	A2			92	A2
34	23	4630598	UKESH J	444	88.8	A2	PASS	93	A1	93	A1	95	A1	73	B2	90	B1		
35	24	4630587	HARI V	443	88.6	A1	PASS	92	A1	93	A1	96	A1	75	B1	87	B1		
36	25	4630521	HARIPRIYA R	442	88.4	A2	PASS	78	B2	90	A1	95	A1	92	A1	87	B1		
37	25	4630591	MOHAMED MUZAMMIL M	442	88.4	A1	PASS	85	A2	87	A2	95	A1	83	A2	92	A2		
38	26	4630529	ARUN PANDIAN J	440	88	A2	PASS	90	A1	95	A1	86	A2	79	B1	90	B1		
39	27	4630624	VISHAL R	439	87.8	A2	PASS	92	A1	95	A1	85	A2	80	B1			87	B1
40	28	4630556	SAPARNA K	438	87.6	A2	PASS	82	B1	91	A1	89	A2	90	A2			86	B1
41	28	4630586	BALAMURUGAN S	438	87.6	A2	PASS	78	B2	85	A2	96	A1	91	A2	88	B1		
42	29	4630612	SHANMATHI S	435	87	A2	PASS	87	A2	91	A1	81	B1	84	A2			92	A2
43	30	4630585	ARAVIND S	434	86.8	A2	PASS	90	A1	86	A2	78	B1	91	A2	89	B1		
44	30	4630590	KRISHNAN S	434	86.8	A2	PASS	93	A1	87	A2	95	A1	66	C1	93	A2		
45	31	4630611	SATHYAJOTHI S A	433	86.6	A1	PASS	90	A1	82	A2	95	A1	77	B1			89	A2
46	32	4630622	SHARIK ANWAR A G	432	86.4	A2	PASS	93	A1	84	A2	95	A1	94	A1			66	C2
47	33	4630609	RAFAELLA J	431	86.2	A2	PASS	84	A2	74	B1	91	A2	91	A2			91	A2
48	33	4630617	NANDHAKUMAR RAJ S	431	86.2	A2	PASS	90	A1	93	A1	92	A2	76	B1			80	B2
49	34	4630610	SALAI S SUMUKHI	429	85.8	A2	PASS	92	A1	86	A2	88	A2	80	B1			83	B1
50	35	4630616	KUDIYARASU RENGANATHAN G	428	85.6	A2	PASS	91	A1	86	A2	82	B1	95	A1			74	C1
51	36	4630537	RICHERD DANIEL P	427	85.4	A2	PASS	90	A1	90	A1	61	C1	95	A1	91	A2		
52	37	4630534	MOHAMMED THAHA A	426	85.2	A2	PASS	83	B1	84	A2	91	A2	76	B1	92	A2		
53	38	4630588	HARISH NANDA KUMAR D	424	84.8	A2	PASS	90	A1	77	B1	91	A2	72	B2	94	A2		
54	39	4630541	THANUJ M P	423	84.6	A2	PASS	91	A1	79	B1	81	B1	83	A2	89	B1		
55	40	4630623	THARUN BALAJI	422	84.4	A2	PASS	94	A1	94	A1	76	B1	70	B2			88	A2
56	41	4630583	VISHALINY V	419	83.8	A2	PASS	91	A1	93	A1	71	B2	76	B1	88	B1		
57	42	4630599	VARUN SRINIVAS G	414	82.8	B1	PASS	81	B1	87	A2	95	A1	66	C1	85	B2		
58	42	4630600	CARELINE MARY RAJAPPA	414	82.8	A2	PASS	90	A1	71	B2	77	B1	88	A2			88	A2
59	43	4630528	ARUN KUMAR S	413	82.6	A2	PASS	84	A2	82	A2	82	B1	75	B1	90	B1		
60	43	4630567	GIRISH D K	413	82.6	A2	PASS	90	A1	80	B1	73	B1	79	B1			91	A2
61	44	4630561	THAMMEEZA A	412	82.4	A2	PASS	90	A1	87	A2	77	B1	80	B1			78	B2
62	44	4630593	NAVEEN E	412	82.4	A2	PASS	81	B1	82	A2	88	A2	70	B2	91	A2		
63	45	4630519	BRUNDASHREE R	408	81.6	B1	PASS	86	A2	89	A2	83	B1	65	C1	85	B2		
64	45	4630555	SAMYUKTHA S	408	81.6	A2	PASS	90	A1	85	A2	77	B1	80	B1			76	B2
65	45	4630579	ARCHANA DEVI G	408	81.6	B1	PASS	90	A1	72	B2	95	A1	65	C1	86	B2		
66	46	4630547	LACKSHANA T	406	81.2	A2	PASS	93	A1	70	B2	79	B1	87	A2			77	B2
67	46	4630574	SATHYADEV K	406	81.2	B1	PASS	76	B2	95	A1	83	B1	82	A2			70	C1
68	47	4630615	GLADSUN JEROM A	405	81	A2	PASS	88	A2	75	B1	74	B1	75	B1			93	A2
69	48	4630545	JANANI D	400	80	A2	PASS	86	A2	76	B1	75	B1	78	B1			85	B1
70	49	4630565	ARUN NAVANID D	399	79.8	B1	PASS	88	A2	86	A2	81	B1	72	B2			72	C1
71	50	4630524	SUBASHREE H	398	79.6	B1	PASS	77	B2	79	B1	79	B1	80	B1	83	B2		

"For academic leaders, it is an easy comprehension of class wise, student wise and teacher wise performance analysis. Our IT team is thrilled to work with them and happy with Report Bee's availability 24*7 for any issues."

Lakshmi Kumar, Director of PNES & The Orchid School.



Sno.	Rank*	Roll No.	Student Name	Total Mark	Overall %	Overall Grade	Result	ENGLISH CORE		PHYSICS		MATHEMATICS		CHEMISTRY		COMPUTER SCIENCE		BIOLOGY	
								M	G	M	G	M	G	M	G	M	G	M	G
72	50	4630614	CHANDRA PRAKASA S P	398	79.6	B1	PASS	80	B1	84	A2	78	B1	70	B2			86	B1
73	51	4630603	HELEN R	395	79	B1	PASS	85	A2	75	B1	80	B1	80	B1			75	B2
74	52	4630608	ODILDA GILBERT G	394	78.8	B1	PASS	82	B1	88	A2	78	B1	67	C1			79	B2
75	53	4630552	PAVITHRA M	386	77.2	B1	PASS	90	A1	75	B1	78	B1	75	B1			68	C1
76	54	4630573	SATHISH KUMAR B	384	76.8	B1	PASS	67L	C1	76	B1	74	B1	82	A2			85	B1
77	55	4630577	THIYANEESH BP	383	76.6	B1	PASS	83	B1	79	B1	64	B2	77	B1			80	B2
78	56	4630558	SHWEATHA R	380	76	B1	PASS	86	A2	72	B2	61	C1	77	B1			84	B1
79	57	4630578	VISHNUVARDHAN S	379	75.8	B1	PASS	90	A1	78	B1	62	C1	64	C1			85	B1
80	58	4630594	PRAVEEN PA	378	75.6	B1	PASS	87	A2	66	C1	78	B1	71	B2	76	C1		
81	59	4630533	LOYOLA RITZ A	376	75.2	B1	PASS	68	C1	72	B2	76	B1	74	B1	86	B2		
82	59	4630548	LAKSHINI K	376	75.2	B1	PASS	88	A2	74	B1	58	C1	77	B1			79	B2
83	60	4630569	KIRAN B	373	74.6	B1	PASS	90	A1	86	A2	63	B2	63	C1			71	C1
84	60	4630572	RONALD AKASH L	373	74.6	B1	PASS	87	A2	80	B1	73	B1	66	C1			67	C2
85	60	4630597	SHREYAS M DASS	373	74.6	B1	PASS	91	A1	65L	C1	67	B2	67	C1	83	B2		
86	61	4630576	SUDARSHAN JAWAHAR	372	74.4	B1	PASS	80	B1	81	A2	62	C1	65	C1			84	B1
87	61	4630621	SARVESHWARAN S	372	74.4	B1	PASS	81	B1	70	B2	82	B1	71	B2			68	C1
88	62	4630584	ABHILASH M P	369	73.8	B2	PASS	95	A1	81	A2	59	C1	62L	C2	72L	C2		
89	63	4630527	ANDREW DAVID FLAVIAN K	368	73.6	B1	PASS	74	B2	74	B1	66	B2	67	C1	87	B1		
90	64	4630522	JOSHI EVANGELINE S X	367	73.4	B2	PASS	75	B2	67	C1	71	B2	63	C1	91	A2		
91	65	4630540	SOMAKARTHI P	364	72.8	B1	PASS	80	B1	76	B1	54	C1	72	B2	82	B2		
92	66	4630549	MIRIAM SNEHA JASPER	362	72.4	B2	PASS	86	A2	78	B1	61	C1	67	C1			70	C1
93	67	4630530	CLARENCE A C	360	72	B2	PASS	90	A1	65L	C1	49	C2	70	B2	86	B2		
94	67	4630536	PRASANNA B	360	72	B2	PASS	77	B2	68	B2	61	C1	72	B2	82	B2		
95	68	4630532	LOHIT SHRIRAM T	358	71.6	B1	PASS	90	A1	68	B2	46	C2	71	B2	83	B2		
96	69	4630553	PRATHISHA P S	357	71.4	B2	PASS	95	A1	74	B1	53	C2	69	B2			66	C2
97	70	4630566	DHANUSH ANAND S B	353	70.6	B2	PASS	78	B2	72	B2	69	B2	63	C1			71	C1
98	70	4630589	KEVIN A	353	70.6	B2	PASS	81	B1	68	B2	62	C1	65	C1	77	C1		
99	71	4630518	BRINDHA M	349	69.8	B2	PASS	83	B1	66	C1	61	C1	65	C1	74	C2		
100	72	4630546	KEERTHI SRI S	333	66.6	B2	PASS	88	A2	65L	C1	48	C2	64	C1			68	C1
101	72	4630568	JUDE ANTO BENHUR A	333	66.6	B2	PASS	80	B1	76	B1	51	C2	66	C1			60	D1
102	73	4630525	YAZHINI S A	331	66.2	C1	PASS	82	B1	72	B2	33L	D2	62L	C2	82	B2		
103	74	4630619	ROBIN FREDERICK S J	325	65	B2	PASS	90	A1	65L	C1	44	D1	63	C1			63	C2
104	75	4630539	SHAKIR AHMED S	324	64.8	C1	PASS	74	B2	65L	C1	44	D1	63	C1	78	C1		
105	76	4630571	MUKESH K	323	64.6	B2	PASS	93	A1	73	B2	33L	D2	63	C1			61	C2
106	77	4630564	ARAVIND S	315	63	C1	PASS	68	C1	71	B2	51	C2	66	C1			59	D1
107	78	4630557	SHERLIN CAROL R J	309	61.8	C1	PASS	78	B2	68	B2	46	C2	64	C1			53L	D2

"For academic leaders, it is an easy comprehension of class wise, student wise and teacher wise performance analysis. Our IT team is thrilled to work with them and happy with Report Bee's availability 24*7 for any issues."

Lakshmi Kumar, Director of PNES & The Orchid School.



STUDENTS CO-SCHOLASTIC MARK LIST

Legend

Putting all the passed students in a rank order & will award grade as follows :

A1 - Top 1/8 of the passed candidates | **A2** - Next 1/8 of the passed candidates,... |
D1 - Next 1/8 of the passed candidates | **D2** - Last 1/8 of the passed candidates | **E** - Failed candidates

***Performance Index** - A measure of school's performance, grade based - weighted average of all the passed candidates.

ABT - ABSENT | **TRNS** - TRANSFER | ****** - UPGRADED GRADE BY ONE LEVEL

H - HIGHEST | **L** - LOWEST | **M** - MARK | **G** - GRADE

Sno.	Roll No.	Student Name	Work Experience	Physical and Health Education/ Games	General Education
1	4630563	ANAND JEROME D	A2	B2	B2
2	4630582	VIBUSHITA S	B1	C1	A1
3	4630595	RAAKESH KUMAR C	A2	C1	A1
4	4630607	MANASA M	A2	B2	A1
5	4630543	DEEPTI VERSHA V	B1	A2	A1
6	4630570	PRASAD N	A1	B1	B2
7	4630606	KRIBA A	B1	A1	A1
8	4630542	BHARATHI S	A2	B2	A2
9	4630605	KEERTHIGA K	B1	C1	A1
10	4630618	PRASANNA VENKATESH S	A1	B1	B2
11	4630575	SUDHARSAN S	B1	B1	B2
12	4630604	HEPHZIBAH A	A1	B1	A1
13	4630551	PAVITHRA G	B1	B1	B1
14	4630581	SHRI HARSHINI S	A2	C1	B2
15	4630613	ARYAMAN PANDA	A2	A2	A2
16	4630554	RAAHAVISHREE T	B1	A2	A2
17	4630559	SNEGA S	A1	B1	A1
18	4630538	SAHIL D KHANNA	A2	C1	B1
19	4630596	RAHUL L	A1	A1	A2
20	4630526	ADITHYA RAJ B	A1	B2	A1
21	4630520	FASILA U	A2	B1	A1
22	4630531	HARISH KUMAR S	A2	A1	B1
23	4630544	DHARSHINI B	B2	B2	A1
24	4630523	SOWMYA S	A2	B2	C1
25	4630562	VAISHNUSRI C	B1	C1	A1
26	4630620	SARVESHVISWA P	B2	A2	C1
27	4630601	CYNTHIA JOSLIN S V	A1	B1	B1

"For academic leaders, it is an easy comprehension of class wise, student wise and teacher wise performance analysis. Out IT team is thrilled to work with them and happy with Report Bee's availability 24*7 for any issues."

Lakshmi Kumar, Director of PNES & The Orchid School.



Sno.	Roll No.	Student Name	Work Experience	Physical and Health Education/ Games	General Education
28	4630580	MATHUMITHA S R	A1	A1	B1
29	4630602	DEEPTHI G	B1	B1	A2
30	4630560	SUSHMITHA V	B2	B1	B2
31	4630592	NANDHAK KUMAR A R	A2	B1	B1
32	4630535	PRANAV A	A2	A1	C1
33	4630550	NAFIZA R	A2	B2	C2
34	4630598	UKESH J	B1	A1	A2
35	4630587	HARI V	A2	B2	A2
36	4630521	HARIPRIYA R	B1	B1	B2
37	4630591	MOHAMED MUZAMMIL M	A2	A1	B2
38	4630529	ARUN PANDIAN J	B2	B1	C2
39	4630624	VISHAL R	A1	A2	A1
40	4630556	SAPARNA K	A2	C1	C1
41	4630586	BALAMURUGAN S	A2	B2	A2
42	4630612	SHANMATHI S	A2	A2	B1
43	4630585	ARAVIND S	A2	B1	A1
44	4630590	KRISHNAN S	A2	A2	B1
45	4630611	SATHYAJOTHI S A	A1	C2	A2
46	4630622	SHARIK ANWAR A G	A1	B2	B2
47	4630609	RAFAELLA J	B1	B2	A2
48	4630617	NANDHAKUMAR RAJ S	B1	A2	C1
49	4630610	SALAI S SUMUKHI	B1	B1	B2
50	4630616	KUDIYARASU RENGANATHAN G	A2	B1	B2
51	4630537	RICHERD DANIEL P	C1	C1	A2
52	4630534	MOHAMMED THAHA A	B1	B1	C2
53	4630588	HARISH NANDA KUMAR D	A2	C1	A1
54	4630541	THANUJ M P	B2	A1	C1
55	4630623	THARUN BALAJI	A2	B1	B1
56	4630583	VISHALINY V	A1	A1	A1
57	4630599	VARUN SRINIVAS G	A2	B1	A2
58	4630600	CARELINE MARY RAJAPPA	A1	C2	C1
59	4630528	ARUN KUMAR S	B2	C1	B2
60	4630567	GIRISH D K	B2	B2	C2
61	4630561	THAMMEEZA A	B2	B2	B1
62	4630593	NAVEEN E	A2	C1	B1
63	4630519	BRUNDASHREE R	A1	B2	B2

"For academic leaders, it is an easy comprehension of class wise, student wise and teacher wise performance analysis. Our IT team is thrilled to work with them and happy with Report Bee's availability 24*7 for any issues."

Lakshmi Kumar, Director of PNES & The Orchid School.



Sno.	Roll No.	Student Name	Work Experience	Physical and Health Education/ Games	General Education
64	4630555	SAMYUKTHA S	A1	B2	C1
65	4630579	ARCHANA DEVI G	A1	B1	C1
66	4630547	LACKSHANA T	A1	A2	A2
67	4630574	SATHYADEV K	B2	B2	C2
68	4630615	GLADSUN JEROM A	A2	B1	B2
69	4630545	JANANI D	B1	B2	A1
70	4630565	ARUN NAVANID D	A1	B1	A2
71	4630524	SUBASHREE H	B1	C1	B2
72	4630614	CHANDRA PRAKASA S P	A2	A2	B2
73	4630603	HELEN R	A2	C2	B2
74	4630608	ODILDA GILBERT G	A1	C1	A1
75	4630552	PAVITHRA M	B1	B2	B1
76	4630573	SATHISH KUMAR B	A2	A1	C1
77	4630577	THIYANEESH BP	A1	B1	A1
78	4630558	SHWEATHA R	A2	B2	A2
79	4630578	VISHNUVARDHAN S	B2	B1	A2
80	4630594	PRAVEEN PA	A2	C1	B1
81	4630533	LOYOLA RITZ A	B1	A2	C1
82	4630548	LAKSHINI K	B2	C1	A2
83	4630569	KIRAN B	A2	C1	B2
84	4630572	RONALD AKASH L	B2	A1	B2
85	4630597	SHREYAS M DASS	B1	A2	A1
86	4630576	SUDARSHAN JAWAHAR	A1	B1	A1
87	4630621	SARVESHWARAN S	A2	B2	B2
88	4630584	ABHILASH M P	A2	A1	B1
89	4630527	ANDREW DAVID FLAVIAN K	A2	B2	C2
90	4630522	JOSHI EVANGELINE S X	B1	B2	C1
91	4630540	SOMAKARTHI P	A1	A2	C2
92	4630549	MIRIAM SNEHA JASPER	B1	B2	C1
93	4630530	CLARENCE A C	B1	A1	C1
94	4630536	PRASANNA B	B1	A1	C2
95	4630532	LOHIT SHRIRAM T	B1	A1	B2
96	4630553	PRATHISHA P S	A1	B1	C1
97	4630566	DHANUSH ANAND S B	A1	B2	B2
98	4630589	KEVIN A	A1	A1	A2
99	4630518	BRINDHA M	A1	B2	A1

"For academic leaders, it is an easy comprehension of class wise, student wise and teacher wise performance analysis. Our IT team is thrilled to work with them and happy with Report Bee's availability 24*7 for any issues."

Lakshmi Kumar, Director of PNES & The Orchid School.



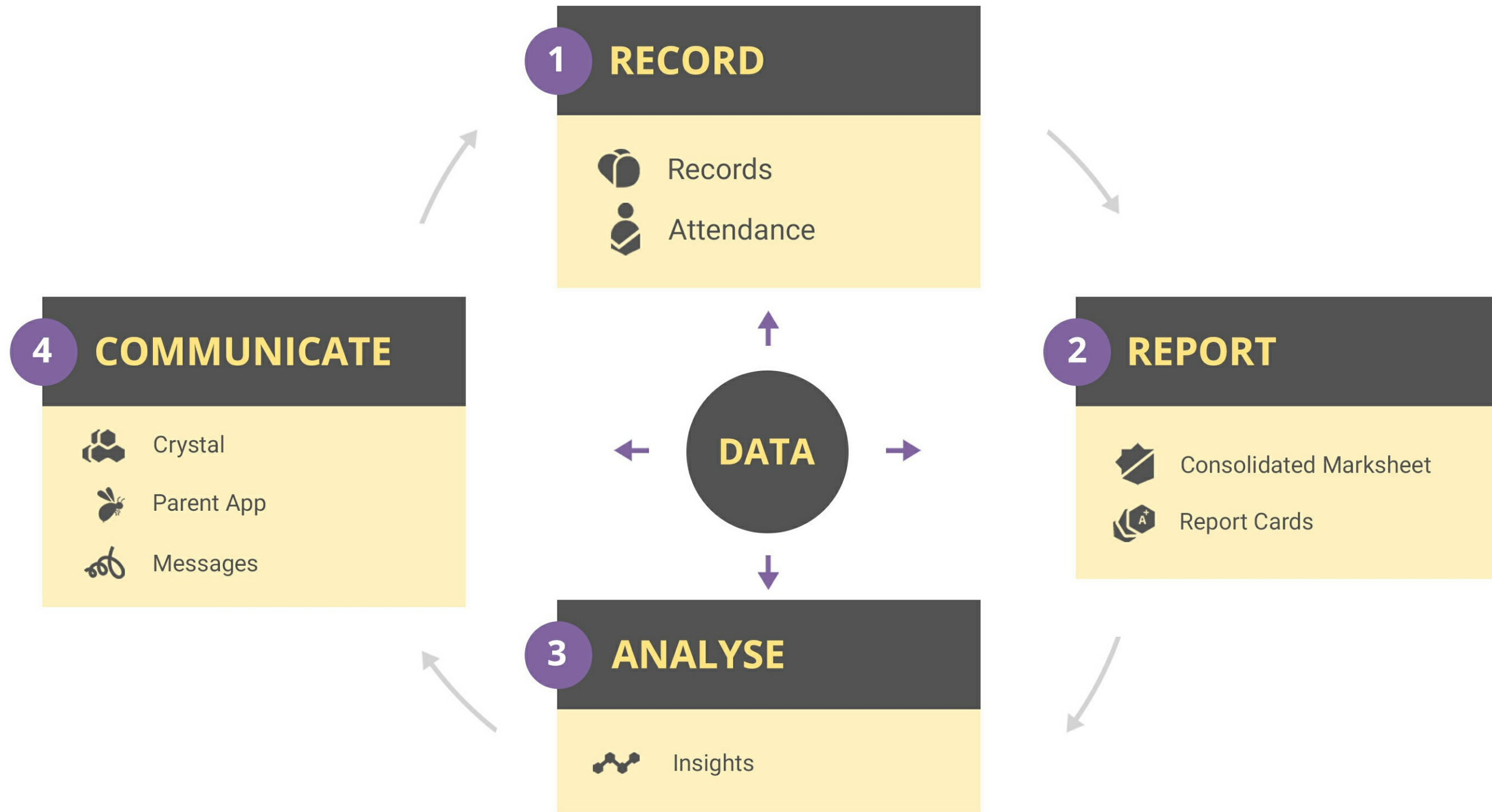
Sno.	Roll No.	Student Name	Work Experience	Physical and Health Education/ Games	General Education
100	4630546	KEERTHI SRI S	A1	A1	B1
101	4630568	JUDE ANTO BENHUR A	B1	A2	B2
102	4630525	YAZHINI S A	B1	A2	B2
103	4630619	ROBIN FREDERICK S J	A1	B2	B2
104	4630539	SHAKIR AHMED S	C1	A1	C1
105	4630571	MUKESH K	A2	B2	C1
106	4630564	ARAVIND S	A2	A1	C2
107	4630557	SHERLIN CAROL R J	A1	C1	B1

"For academic leaders, it is an easy comprehension of class wise, student wise and teacher wise performance analysis. Our IT team is thrilled to work with them and happy with Report Bee's availability 24*7 for any issues."

Lakshmi Kumar, Director of PNES & The Orchid School.



4 EASY STEPS TO IMPROVE SCHOOL PERFORMANCE WITH REPORT BEE





1 DATA RECORDING

1. Records: An intuitive way to record a student's learning across disciplines, see graphical summary of class performance after every exam/test and send SMS of marks to parents with one click

2. Attendance: An effortless way to record attendance daily, weekly, monthly or after every term and send SMS to the parents of absentee students.

2 DATA REPORTING

1. Report Cards: Colourful and interactive reports can be generated for each student for each exam and term. These digital Report cards that can also be emailed to parents or seen on the web portal and parent app

2. Consolidated Marksheet: A customizable class report with marks of all students for any subject and exam. An overall view of the entire class performance generated in one sheet. Identify the toppers and low performers in the class for a subject

3 DATA ANALYTICS

1. Insights: Live analytics dashboard of entire school's performance at a glance, term Exam wise comparison of class and student performance, subject wise performance analysis of entire school, Mark scale to quickly identify high and low performers in class/standard

4 DATA COMMUNICATION

1. Crystal: A web portal for Parents to access their child's report online through Report Bee. Performance analysis provided to parents to help them follow their child progress

2. Messages: Send customized messages to individual student, class, standard or school

3. Report Bee Parent App: Smart way for schools to connect and engage with parents using mobile app, send notification, Parents can view report card and their child performance analysis on the go.

To get a quotation

 **CALL OR WHATSAPP US AT +91 99406 40082**

View Product video

[CLICK HERE](#)

To Request for a demo of the product

[CLICK HERE](#)